



## MINUTES

### TOWNSCAPE ADVISORY COMMITTEE MEETING 18 AUGUST 2025

The Chief Executive Officer recommends the endorsement of these minutes at the next meeting of the Townscape Advisory Committee.

Signed: .....

Date 19 August 2025

These minutes were confirmed at the Townscape Advisory Committee Meeting held .....

Signed:.....

(Presiding Person at the meeting at which minutes were confirmed)

### **Acknowledgement of Noongar People**

The Shire of Narrogin acknowledges the Noongar people as traditional custodians of this land and their continuing connection to land and community. We pay our respect to them, to their culture and to their Elders past and present.

Naatj ngiyan Birdiya Gnarojin kep unna nidja Noongar Moort ngaala maya nidja boodjera baarlap djoowak karlerl koolark. Ngalak niny ngullang karnan balang Bibolman baalap borong koora wer boorda.

Electronic copies of minutes and agendas are available for download from the Shire of Narrogin website [www.narrogin.wa.gov.au](http://www.narrogin.wa.gov.au)  
Alternative formats are also available upon request, including large print, electronic format (disk or emailed), audio or Braille

## DISCLAIMER

Council and Committee agendas, recommendations, minutes, and resolutions are subject to confirmation by the Council or Committee and therefore, prior to relying on them, one should refer to the subsequent meeting of Council or the Committee with respect to their accuracy.

No responsibility whatsoever is implied or accepted by the Shire of Narrogin for any act, omission or statement or intimation occurring during Council/Committee meetings or during formal/informal conversations with staff.

The Shire of Narrogin disclaims any liability for any loss whatsoever and howsoever caused arising out of reliance by any person or legal entity on any such act, omission or statement or intimation occurring during Council/Committee meetings or discussions. Any person or legal entity who acts or fails to act in reliance upon any statement does so at that person's or legal entity's own risk.

In particular and without derogating in any way from the broad disclaimer above, in any discussion regarding any planning application or application for a license, any statement or limitation or approval made by a member or officer of the Shire of Narrogin during the course of any meeting is not intended to be and is not taken as notice of approval from the Shire of Narrogin. The Shire of Narrogin warns that anyone who has an application lodged with the Shire of Narrogin must obtain and should only rely on WRITTEN CONFIRMATION of the outcome of the application, and any conditions attached to the decision made by the Shire of Narrogin in respect of the application.

Please note that meetings may be recorded for minute taking purposes.

## CONTENTS

---

1.	OFFICIAL OPENING	5
2.	RECORD OF ATTENDANCE/APOLOGIES	5
3.	CONFIRMATION OF MINUTES OF PREVIOUS MEETING OF THE TOWNSCAPE ADVISORY COMMITTEE	5
4.	MATTERS FOR DISCUSSION / INFORMATION	6
4.1	RAILWAY PRECINCT “WALKSHOP” & WORKSHOP – SEPTEMBER 2025	6
5.	MATTERS WHICH REQUIRE DECISIONS	6
5.1	ENTRY STATEMENT CONCEPT WORKSHOP	6
5.2	IMAGING PROJECTORS	7
6.	ACTION TRACKER UPDATE	7
7.	GENERAL BUSINESS	7
8.	DATE & TIME OF NEXT MEETING	8
9.	CLOSURE OF MEETING	8



# **TOWNSCAPE ADVISORY COMMITTEE**

## **18 AUGUST 2025**

---

### **1. OFFICIAL OPENING**

The Presiding Person, Cr Roxanne McNab, declared the meeting open at 5:00 pm.

### **2. RECORD OF ATTENDANCE/APOLOGIES**

#### **Committee Members (Voting)**

Cr R McNab (Presiding Member)

Cr C Bartron

(Arrived at 5:03)

Ms B Fletcher – Arts Narrogin

Mr M Wray – Highbury District Community Council

Ms J Early – Community Member

Mrs V Chadwick – Community Member

Mr B Seale – Narrogin Chamber of Commerce

(Arrived at 5:02)

Mrs D Broad – Community Member

#### **Staff**

Mr T Evans – Executive Manager Technical and Rural Services (EMTRS)

Ms R Razumovskaya – Community & Economic Development Coordinator

Mrs W Russell – Executive Support Officer (Minutes)

#### **Apologies**

Ms P Raworth – Manager Community Services

Ms S Gallagher – Executive Support Officer (Minutes)

#### **Absent**

Ms R Storey – Community Member

#### **Visitors**

Nil

### **3. CONFIRMATION OF MINUTES OF PREVIOUS MEETING OF THE TOWNSCAPE ADVISORY COMMITTEE**

#### **OFFICER'S RECOMMENDATION AND COMMITTEE RESOLUTION**

Moved: Ms J Early

Seconded: Ms B Fletcher

That the minutes of the Townscape Advisory Committee Meeting held on 17 July 2025 be confirmed, as an accurate record of the proceedings.

**CARRIED 6/0**

For: Cr R McNab, Mrs V Chadwick, Ms J Early, Mrs D Broad, Mr M Wray, Ms B Fletcher.

Against: Nil

Mr B Seale and Cr C Bartron arrived at 5.02 and 5.03pm respectively.

#### **4. MATTERS FOR DISCUSSION / INFORMATION**

##### **4.1 RAILWAY PRECINCT “WALKSHOP” & WORKSHOP – SEPTEMBER 2025**

Presented to the Townscape Committee is an invitation to community members to participate in an engaging and creative “Walkshop” and workshop experience, planned for September 2025. Details regarding the event are presented by Ms Razumovskaya and are included as Attachment 1.

The Committee noted the presentation and expressed their appreciation, confirming they were supportive of the planned event.

#### **5. MATTERS WHICH REQUIRE DECISIONS**

##### **5.1 ENTRY STATEMENT CONCEPT WORKSHOP**

At the previous TAC meeting held 17 July 2025, the Committee requested the development of concept artwork by Mrs D. Broad. The design is to feature small entry statements constructed from rustic metal and incorporate the current Shire of Narrogin logo. Proposed dimensions were discussed at that time.

Mrs D Broad has undertaken to prepare a draft design and liaise with local laser cutting business owner, Mr Ray Smith, regarding production feasibility. An update on the draft concept and progress will be circulated to Committee members for consideration and further input.

#### **OFFICER'S RECOMMENDATION**

The Townscape Committee is requested to workshop and discuss the presented entry statement concepts and agree upon a preferred concept for presentation to Council for resolution.

#### **COMMITTEE RESOLUTIONS**

Moved: Mr M Wray

Seconded: Mrs D Broad

1. That with respect to Townsite Entrance Statements, the Townscape Advisory Committee recommend to Council to utilise the \$25,000 Budget 2025/26 allocation for Public Art by agreeing with the design concept as per Attachment 2 and, subject to Main Roads WA approval (where relevant), proceeding with installation of the 5 smaller entry statements located at the following locations:
  - Great Southern Highway (2) – one each side of Highbury;
  - Williams-Kondinin Road (East side);
  - Narrakine Road; and
  - Narrogin Harrismith Road.
2. Should the Council resolve to accept the recommendation of the Townscape Advisory Committee for the smaller entry statements, then the Committee will commence work on the design for the final 3 major entry statements located at the following locations:
  - Williams-Kondinin Road (Cemetery);
  - Great Southern Highway– Wagin entry; and
  - Great Southern Highway–Cuballing entry.

**CARRIED 8/0**

For: Cr R McNab, Cr C Bartron, Mrs V Chadwick, Ms J Early, Mrs D Broad, Mr M Wray, Ms B Fletcher, Mr B Seale.  
Against: Nil

## 5.2 IMAGING PROJECTORS

Quotes and model details have been sourced by Mrs Chadwick and are presented to the Townscape Committee. Details are attached as Attachment 3.

At the previous meeting, the Committee requested further research to be undertaken prior to making a decision, requesting Mrs V. Chadwick to seek additional information from the two suppliers who provided quotes to include:

- Identifying whether other local governments have purchased the quoted models and obtaining relevant feedback; and
- Requesting a demonstration of the proposed equipment from the suppliers.

Mrs V. Chadwick provided further information about the models and pricing of projectors.

### OFFICER'S RECOMMENDATION

That the Townscape Committee is requested to discuss the presented imaging projector quotes and agree upon a preferred model for presentation to Council for resolution.

### COMMITTEE RESOLUTION

Moved: Mrs V Chadwick

Seconded: Mr B Seale

That the Townscape Advisory Committee resolve that it has investigated the potential for recommending to the Council the purchase of a digital projector but feel that is not a priority at the moment.

**CARRIED 8/0**

For: Cr R McNab, Cr C Bartron, Mrs V Chadwick, Ms J Early, Mrs D Broad, Mr M Wray, Ms B Fletcher, Mr B Seale.  
Against: Nil

## 6. ACTION TRACKER UPDATE

The Action Tracker has been updated with the latest project statuses and is included as 'Attachment 4'.

## 7. GENERAL BUSINESS

Cr Bartron enquired about the planting of flowering shrubs along the Williams Road boundary of the cemetery. The EMTRS advised that two rows of shrubs have been planted and confirmed he would inspect the plantings.

Cr Bartron expressed appreciation to the Administration for the infill planting undertaken at the roundabouts.

Mr Seale proposed a vote of thanks to Torre for his contributions to the Townscape Advisory Committee. This was endorsed by the Committee.

## **8. DATE & TIME OF NEXT MEETING**

The next meeting of the TAC will be held at 5:00pm on Tuesday 16 September 2025.

## **9. CLOSURE OF MEETING**

There being no further business to discuss, the Presiding Member declared the meeting closed at 6:05 pm.

# JOIN US *Walkshop*

## HELP SHAPE THE FUTURE OF NARROGIN'S RAILWAY PRECINCT – EXPRESSIONS OF INTEREST NOW OPEN!


The Shire of Narrogin invites community members to be part of a unique and creative walkshop and workshop experience this September 2025. Together, we'll reimagine the Railway Precinct — including the new pathway, the historic Goods Shed, and surrounding public spaces.

Whether you're a long-time resident, a curious young creative, a business owner, history buff, or someone who just wants to see Narrogin shine — we'd love to hear from you!

We're hosting a walkshop — that's like a walking tour and workshop rolled into one. We'll explore the precinct on foot, talk about what's working (and what's not), and imagine the possibilities together.

We'll then dive into a creative workshop, where your thoughts will help shape future projects, artworks, and upgrades.

We're planning the event for mid to late September 2025 (exact date to be confirmed). This will give us perfect spring weather and a sneak peek at the new PM706 replica artwork design.



**SUBMIT EXPRESSION  
OF INTEREST ONLINE  
OR VIA PHONE**



REGINA RAZUMOVSKAYA, COMMUNITY DEVELOPMENT,  
SHIRE OF NARROGIN

CEDC@NARROGIN.WA.GOV.AU


(08) 9890 0900





# ENTRY STATEMENTS

## OUR INSPIRATION







RUSTED METAL  
FRONT

ZINCALUME MINI ORB  
BACKING








Shire of  
**Narrogin**

*Love the life*



LARGE ROCKS  
+  
GRASS TREES




RUSTED METAL

BACKING  
ZINCALUME  
MINI ORB

SHIRE LOGO

WELCOME TO



NARROGIN



RUSTED METAL

BACKING ZINCALUME  
MINI ORB

SHIRE LOGO





# ENTRY STATEMENTS

## SPECIFICATIONS

- \* 2.8m x 2.2m
- \* SPACE BETWEEN FRONT OF SIGN & BACKING TO ALLOW DEBRIS TO FALL THROUGH

## LANDSCAPING

- \* LARGE - MEDIUM SIZE BOULDERS/ROCKS EITHER SIDE OF SIGN
- \* GRASS TREES & NATIVE PLANTS

## MATERIALS

- \* RUSTED METAL
- \* ZINCALUME MINI ORB BACKING

## DESIGN SCRIPT

- \* WELCOME TO NARROGIN
- \* NARROGIN
- \* SHIRE OF NARROGIN
- \* IF LOVE THE LIFE.
- \* SHIRE LOGO

**From:** [Vicki Chadwick](#)  
**To:** [Siobhan Gallagher](#)  
**Subject:** FW: Overhead Projectors  
**Date:** Tuesday, 12 August 2025 12:51:02 PM

---

Good afternoon Siobhan

In the email below there is two links regarding set-up of outdoor on walls for Panasonic Projector to give committee an insight for longer distance, waiting on quotes to come through from Projectisle.

Will email more information on my follow ups with the two companies so these can be presented at the next Townscape meeting.

Thanks  
Vicki

---

**From:** Jenny @ Projectisle <Jenny@projectisle.com.au>  
**Sent:** Tuesday, 12 August 2025 11:53 AM  
**To:** 'Vicki Chadwick' <vickimchadwick@hotmail.com>  
**Subject:** RE: Overhead Projectors

Hi Vicki,  
just a few quick questions:  
For the projector is it going to be indoor or outdoor?  
If is outdoor, will it be in an enclosure or something else like undercover?  
Please see a few links below of Panasonic Projector set-ups outdoor on walls , buildings etc. Hope this helps.  
Also normally if the projector is going into an enclosure we do not recommend an LCD projector so the Panasonic PT-MZ14KL, is not suitable.

Links below:

<https://docs.connect.panasonic.com/projector/casestudies/entertainment008/>

<https://docs.connect.panasonic.com/projector/casestudies/entertainment009/>

---

**From:** Vicki Chadwick [<mailto:vickimchadwick@hotmail.com>]  
**Sent:** Monday, 11 August 2025 3:29 PM  
**To:** Jenny @ Projectisle <[jenny@projectisle.com.au](mailto:jenny@projectisle.com.au)>  
**Subject:** Overhead Projectors

Good afternoon Jenny

Following up from my Townscape meeting recently where I submitted the quotes from your Company, there were some additional information that I need to follow up with you.

The committee would like to know if any other Local Government's have sourced overhead projectors from your Company, especially in WA so that they could contact them for feedback, and if you have online demonstration of the projectors that they could look at?

I was wondering if you could quote a price on a overhead projector with lens for a distance of over 100metres so that they can compare the costs between what was quoted and for this distance as well?

Many thanks  
Vicki

*Vicki*

*Vicki Chadwick*



# Easily Installed 100V Projectors Create Brilliant Illuminations in Gifu, Japan

*Note: Power supply in Japan is 100 V.*

[Entertainment](#) > [Japan](#)

## Gifu Light Story 2025

**KSG Create Co.,Ltd**

**Installed system:** Projection mapping

**Date of installation:** January 2025

**Location:** Chubu Region, Japan

Contact Information



## Challenge

Achieve extra-bright illuminations with a minimum number of projectors and without requiring 200V power supply.

## Solution

Using easy-to-install PT-REQ15 projectors that deliver 15000 lumens using 100V AC, exceptionally bright illuminations were achieved for the light-up event.

“ The advanced installation and adjustment capabilities of the projectors contributed to a seamless execution process, allowing us to deploy our desired illuminations within the designated timeframe. ”

**Mr. Takahiko Kuroiwa**  
Representative Director  
KSG Create Co.,Ltd

Note: Job title at time of implementation

## Bringing Vibrancy to Gifu City's Nightscape

Organized by the Gifu Night View Project Executive Committee within the city's Tourism and Convention Division, the event was held at Gifu Park, a popular venue for local residents. Using projection mapping on historical landmarks and natural landscapes, the event turned familiar scenery into a captivating winter attraction.

**Location:** Gifu Park (projection mapping) and nearby Shoboji Temple  
**Dates:** January 18–26, 2025



Visitors could take commemorative photos holding traditional umbrellas and lanterns.

Contact Information

## Background

### Creating a New Winter Tourism Attraction

Gifu City in central Japan, known for its fascinating tradition of using cormorant diving birds to catch fish, wanted to create a new attraction during the winter off-season. As a result, the city launched the Gifu Light Story, a winter evening light-up event featuring traditional Gifu wagasa (umbrellas) and lanterns. Held annually in Gifu Park, the event uses projection mapping to create captivating content based on local themes. This year's event lasted nine days and attracted some 15000 visitors. Now in its fifth year, Gifu Light Story 2025 was planned, designed, produced, installed and managed by KSG Create Co., Ltd., which selected 15 1-Chip DLP® laser projectors for illuminations in selected venues.







Breathtaking 20-meter-high projection on Miracle Cliff depicting Gifu's rich history.

## Reason for Choosing Panasonic

### 15000-lumen Projection Capability Achieved with 100V

Mr. Kuroiwa, Representative Director of KSG Create, said: "After using Panasonic's PT-RZ120 projector for years, we decided to purchase 10 units of Panasonic's latest projector, the PT-REQ15, for this event. Panasonic projectors are outstanding in terms of image quality and stability, and the new model's 100V power compatibility is a great advantage. Setting up projection mapping in a park can be challenging due to power constraints, but we didn't want to compromise brightness. The ability to achieve 15000-lumen projections with 100V was an incredible advantage. In addition, Panasonic's Geometry Manager Pro software for PCs greatly streamlined the setup process and allowed us to make precise screen adjustments at no extra cost."








Projection mapping of historical figures Saito Dosan and Oda Nobunaga on Miracle Cliff.

## Benefits

# Stunning Visuals Achieved with New Projectors and Ultra Short Throw Lenses

At the main entrance, two PT-REQ15 projectors were paired with the Ultra Short Throw Zoom Lens (ET-C1U100) to create an immersive display. Mr. Kuroiwa explained, "We projected a 12m by 8m image of a pond onto a gravel surface from two directions using projectors mounted on scaffolding. By combining the excellent brightness of the PT-REQ15 projectors with the new Ultra Sort Throw lens, which is equipped with a lens-shift function, we were able to minimize the shadows of people. This allowed us to achieve the desired effect without having to use a large number of projectors." Also, Mr. Hiramatsu, an engineer at KSG Create, noted, "We used the PT-REQ15's built-in grid projection function for remote adjustments at the entrance. The projector is very intuitive, so the fine-tuning process was exceptionally smooth."





Projection of a pond's surface at Koisuru Kabukimon using two PT-REQ15 projectors on scaffolding.

Projection using five PT-RZ120 projectors at Ennichi Sandou, a 50-meter pathway.

## Advanced Adjustment Software Simplifies Installation

For the six PT-REQ15 projectors installed at Miracle Cliff, the team used Panasonic's free software tool, Geometry Manager Pro, to correct geometric distortion and edge blending via a remote computer. Mr. Hiramatsu explained, "The cliff's uneven surface made this the most challenging projection. Additionally, coordinating three projectors on each side required high-precision alignment. But the software allowed us to harmonize all six projectors from one PC, which made the detailed adjustment process highly efficient." Mr. Kuroiwa added, "Despite various challenges, including snowfall on installation day, the software greatly reduced our adjustment workload, allowing us to complete everything on schedule. Furthermore, since the projectors operate on readily available 100V power, the time for electrical installation was short, another big advantage."



Projection of a pond's surface at Koisuru Kabukimon using two PT-REQ15 projectors on scaffolding.



Projection using five PT-RZ120 projectors at Ennichi Sandou, a 50-meter pathway.



Six PT-REQ15 projectors on two scaffolds (three on each side) at Miracle Cliff.



PT-REQ15 projectors at Miracle Cliff, easily set up using remote control software.

Contact Information

## In the Customer's Own Words

## More Extensive Use of Panasonic Projectors for Future Events

"After using Panasonic projectors in a large event for the first time, I was impressed by their durability and reliability. Using Panasonic's latest projectors for Gifu Light Story 2025 has given us new insights for future projects. Based on this experience, we expect to plan even more extensive events going forward," said Mr. Kuroiwa.





**Mr. Takahiko Kuroiwa**  
Representative Director  
KSG Create Co.,Ltd

Note: Job titles at time of implementation

## Equipment installed

▶ PT-REQ15 x 10

▶ PT-RZ120 x 5

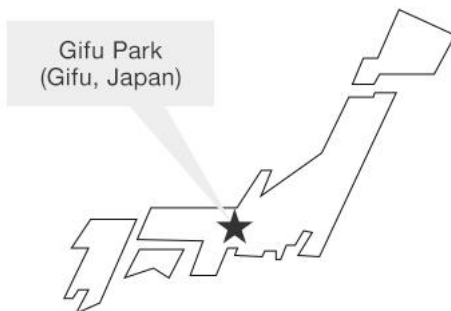
▶ ET-C1U100 x 2

▶ ET-C1W300 x 2

▶ ET-C1S600 x 6

▶ ET-DLE035 x 5

## Location



## Related information

PDF

[Download "Gifu Light Story, 2025 \(Japan\)" Case Study PDF here.](#)

Contact Information

[Projector Country&Region](#) [Projector Global](#) [Case Studies](#) [Gifu Light Story 2025](#)

### Projector Global Home

#### Products

[New Product / Event Information](#)  
[Product Finder](#)  
[Option Finder](#)

#### Solutions

[Technology](#)

### Case Studies

#### Download

[Catalog](#)  
[Spec Sheets](#)  
[Operating Instructions](#)  
[Product Images](#)  
[CAD](#)  
[RS-232C Control Spec](#)  
[Software / App](#)  
[Throw Distance Calculator](#)  
[Product Database](#)

### Support

[Contact Information](#)  
[FAQ](#)  
[Feature Guide](#)  
[Optional Lens Guide](#)

### What's New

#### Sitemap

### Professional Display Global

#### PASS

[Projector Japanese Site](#)





Projector Country&Region

Projector Global

Case Studies

Anabuki Arena Kagawa

Country & Region

# Delivering a Spectacular Projection Mapping Experience with the World's Brightest<sup>1</sup> Projector!

1 As of February 2025. For projectors weighing 150 kg or less (excluding lens). According to our own research.

Entertainment > Japan

Contact Information

## Executive Committee for Tourism Content Creation Project Using Prefectural Arena

(Secretariat: Exchange Promotion Division, Kagawa Prefectural Government)

### Anabuki Arena Kagawa Projection Mapping 2025 Departure

**Installed system:** Projection mapping

**Date of installation:** March, 2025

**Location:** Kagawa Prefecture, Japan



## Challenge

Successfully prepare and execute projection mapping on a uniquely curved arena with a total width of 230 meters in a short period of time.

## Solution

Used ET-FMP50 to make it possible to rapidly complete construction. Placed PT-RQ50K and PT-RQ35K with different brightness levels to ensure beautiful visuals on both large and small arenas, and implemented automatic camera adjustment to streamline operational tuning.

“ As part of the opening of Anabuki Arena Kagawa in February 2025, a projection mapping event was held using the prefectural arena as a new symbol of the Sunport Takamatsu area. The event aimed to showcase Kagawa’s charm to both domestic and international audiences while promoting nighttime tourism through captivating visuals and sound. The event attracted thousands of visitors who were left with a lasting impression. ”

**Executive Committee for Tourism Content Creation Project Using Prefectural Arena**  
(Secretariat: Exchange Promotion Division, Kagawa Prefectural Government)

## Anabuki Arena Kagawa, a large-scale facility that opened in early spring 2025

A projection mapping event was held at the newly opened large-scale facility, Anabuki Arena Kagawa (Kagawa Prefectural Arena), in February 2025. The event, titled Projection Mapping 2025 Departure, was held for a limited period from Thursday, March 13 to Saturday, March 15, from 18:45 to 20:30. A viewing cruise was also available for visitors to enjoy the event from the sea.

**Address:** Sunport, Takamatsu, Kagawa

**Dates:** March, 2025

**URL:** <https://kagawa-arena.com/>



Anabuki Arena Kagawa, with its impressive, streamlined design connecting large and small arenas

## Background of System Installation

### Promoting nighttime tourism with projection mapping

Located on a waterfront overlooking the Seto Inland Sea, the Sunport Takamatsu area offers both scenic views and convenient transportation. A new world-class luxury hotel will follow the opening of the prefectural arena, which can host large-scale events such as concerts. This initiative was carried out to enhance nighttime tourism content, attract visitors from both domestic and international markets, encourage longer stays within the prefecture, and expand tourism-related spending.




Projection mapping viewed from a cruise ship is unique to Anabuki Arena Kagawa, which is situated right next to the sea

## System Details

### Realistic experience with 50,000 lm brightness and native 4K resolution

High-quality dynamic visual expression was displayed across the uniquely curved structure, making this event enjoyable for both local residents and tourists from outside the prefecture. The chosen setup featured the PT-RQ50K, delivering an overwhelming realistic experience with 50,000 lm brightness and native 4K resolution. Six PT-RQ50K units were installed for the main arena, while five PT-RQ35K units were placed in the sub-arena for projection. ET-FMP50 allowed for image synchronization across all projectors over long distances, so installation was quick and operations were stable. In addition, 16 WS-LA500 speakers and 4 WS-LA550 speakers were installed to enhance realism. Approximately 33,000 people visited during the three days of the exhibition.



PT-RQ50K delivers an overwhelming sense of realism with its ultra-high brightness and native 4K resolution



Stable projection from 10 m above the ground




Line array speakers provide ideal sound reproduction

## Dynamically showcasing Takamatsu's traditional culture and crafts

Digital animation was projected on the arena's large roof. The 9-minute sequence was projected multiple times with interludes in between. Captivating visuals were created to take advantage of the shapes of the two arenas, one large and one small, depicting a porpoise freely swimming between the main and sub-arenas, along with a mesmerizing display representing the Earth and the Moon. Vibrant depictions of Takamatsu's local traditional culture and craftsmanship were also displayed, including Sanuki lion dance, Takamatsu wagasa, and Sanuki kagari temari. The audience could view the festival not only from the seafront promenade on the north side of the arena, but also from a cruise ship which accommodated a total of 800 selected guests through a lottery. Attendees shared their impressions, describing the experience as beautiful and powerful.





Colorful lion dance floats in the night sky



Audience gazes at the large Earth projected on the main arena

## The ultimate solution for rapid installation and high-precision large-scale projection


One of the key advantages of the ET-FMP50 how it simplifies wiring from the central device to the scaffolding, using only LAN cables. Automatic image adjustment using cameras was also implemented for this event. The system supports an 8K×1K horizontal content format, reducing the content extraction process and significantly shortening on-site adjustment time.



ET-FMP50 smoothly facilitates complex multi-projection productions, including 4K video input/output



At the climax, fireworks are vividly projected to celebrate the departure and an even greater dragon dances

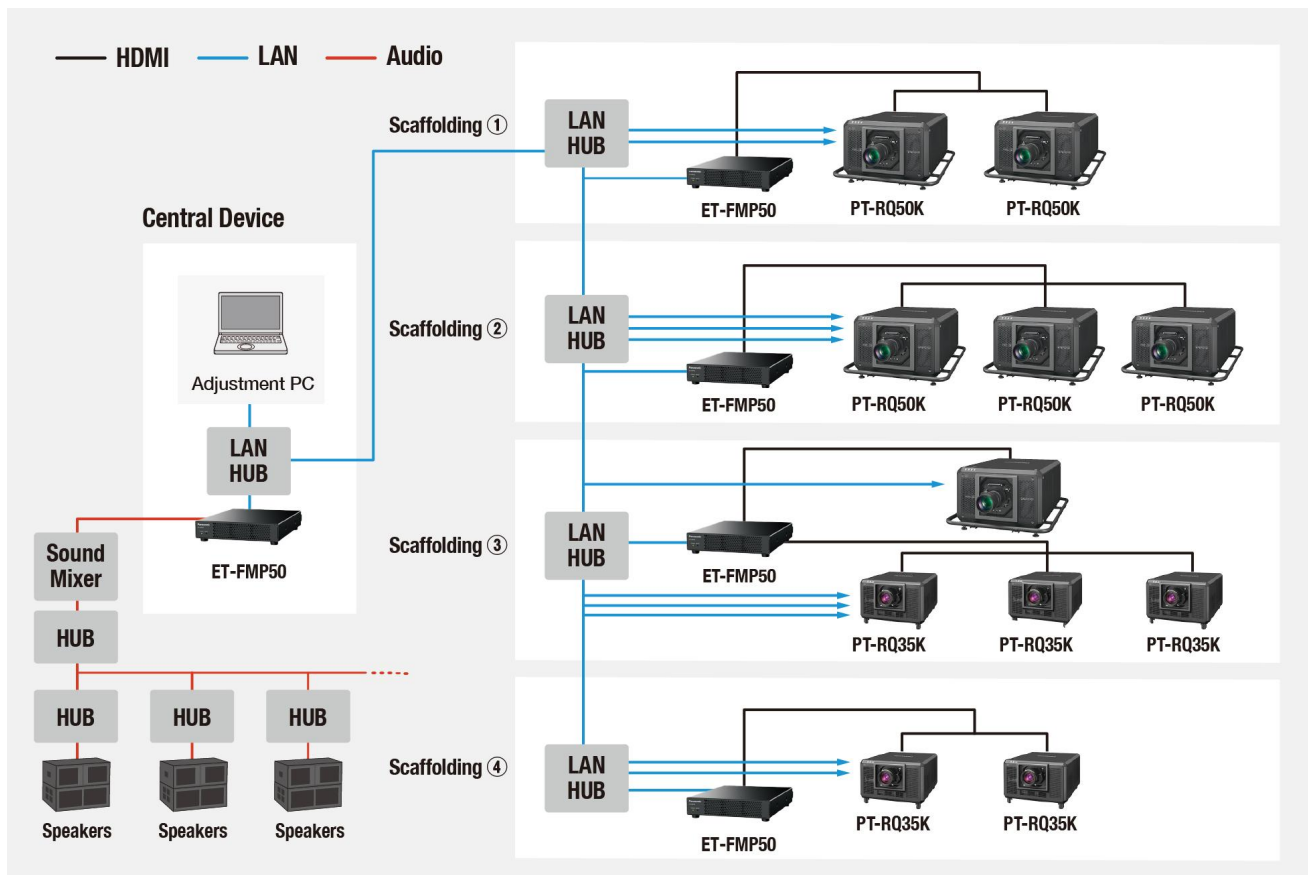


Contact Information

## System Layout Diagram

ET-FMP50 units were installed on each scaffolding where projectors were mounted, which simplified the wiring to connect with the central device that synchronized operations.





## Equipment installed

▶ PT-FMP50 x 5

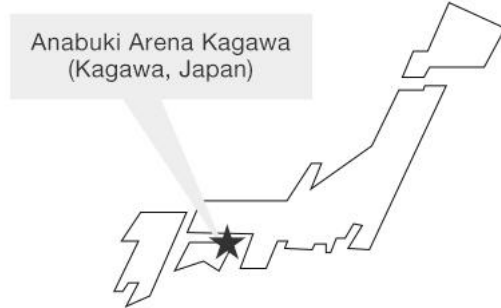
▶ PT-RQ50K x 6

▶ ET-RQ35K x 5

RARAMSA Line Array  
Speakers  
WS-LA500 x 16

RARAMSA Line Array  
Speakers  
WS-LA550 x 4

## Location



## Related information

PDF

[Download "Anabuki Arena Kagawa Projection Mapping 2025 \(Japan\)" Case Study PDF here.](#)

[Home](#) [Projector Country&Region](#) [Projector Global](#) [Case Studies](#) [Anabuki Arena Kagawa](#)

### Projector Global Home

#### Products

[New Product / Event Information](#)  
[Product Finder](#)  
[Option Finder](#)

#### Solutions

[Technology](#)

### Case Studies

#### Download

[Catalog](#)  
[Spec Sheets](#)  
[Operating Instructions](#)  
[Product Images](#)  
[CAD](#)  
[RS-232C Control Spec](#)  
[Software / App](#)  
[Throw Distance Calculator](#)  
[Product Database](#)

### Support

[Contact Information](#)  
[FAQ](#)  
[Feature Guide](#)  
[Optional Lens Guide](#)

#### What's New

#### Sitemap

### Professional Display Global

#### PASS

#### Projector Japanese Site

Contact Information

[Print](#)

[Back to Top](#)

© Panasonic Projector & Display Corporation  
[Terms of Use](#) | [Web Accessibility Policy](#) | [Privacy Policy](#) | [Cookie Policy](#) | [Social Media Policy](#) | [Social Media Terms of Use](#) | [Cookie settings](#)



## Townscape Advisory Committee Action Tracker

Project/Task	Start Date	Action	Responsible Officer	Estimated Completion Date	Comments/Update
Public Art Map	02.08.2022	A Public Art interactive map, similar to the Heritage Walk Trail, for inclusion on the Shire's website; and A whole of Shire Heritage Trail, highlighting type A & type B sites from the Local Heritage Survey 2019, as an interactive map for inclusion on the Shire's website.	MCLC/CDO	Feb-23	<p>The CEO instructed the CD team to investigate and create a Public Art trail and a Shire Heritage trail, on the izi.TRAVEL app. This has been put on the backburner as the CD team have worked on the completion of the relocation of the Visitor Centre and the Walk Trails. It will be progressed in the new year.</p> <p>Jan 23 - No progress on this project at present</p> <p>April 23 - MCLC will progress when time permits.</p> <p>27/09/23 - This item has been referred to the MCCS.</p> <p>9/02/24 – No change in status at this time, Item to be hastened.</p> <p>24/6/25 – MCS advised SoN has received and invitation to participate in <i>WA Public Art Inventory</i>, a state-wide project to document and promote public artworks coordinated by Museum of Perth. Annual fee Of \$499 with website showcasing art and artist bios to be launched in October 2025. CEDC seeking high quality photographs of Narrogin public art.</p>